
Go Direct[®] CFA Motor Accessory Kit

Order Code GDX-CFA-MAK

What's Included

- Motor and bracket
- Motor controller
- LabQuest[®] Power Supply
- O-Ring
- Thumb screws (2)

Quick Start

1. Connect the bracket and motor to the base of the Go Direct Centripetal Force Apparatus.
2. Remove the beam and place an O-ring around the 3-step pulley and the pulley on the motor.
3. Reattach the beam.
4. Connect the LabQuest Power Supply to the motor controller.

To operate, ensure that the beam is free from obstructions, press the red button on the motor controller, and adjust the speed of the motor with the knob of the controller.

Safety: Wear safety glasses when using this accessory.

More information on the Go Direct CFA Motor Accessory Kit (order code GDX-CFA-MAK) can be found at

www.vernier.com/gdx-cfa-mak

More information on the Go Direct Centripetal Force Apparatus (order code GDX-CFA) can be found at

www.vernier.com/gdx-cfa

Go Direct[®] CFA Motor Accessory Kit

Order Code GDX-CFA-MAK

What's Included

- Motor and bracket
- Motor controller
- LabQuest[®] Power Supply
- O-Ring
- Thumb screws (2)

Quick Start

1. Connect the bracket and motor to the base of the Go Direct Centripetal Force Apparatus.
2. Remove the beam and place an O-ring around the 3-step pulley and the pulley on the motor.
3. Reattach the beam.
4. Connect the LabQuest Power Supply to the motor controller.

To operate, ensure that the beam is free from obstructions, press the red button on the motor controller, and adjust the speed of the motor with the knob of the controller.

Safety: Wear safety glasses when using this accessory.

More information on the Go Direct CFA Motor Accessory Kit (order code GDX-CFA-MAK) can be found at

www.vernier.com/gdx-cfa-mak

More information on the Go Direct Centripetal Force Apparatus (order code GDX-CFA) can be found at

www.vernier.com/gdx-cfa

Go Direct[®] CFA Motor Accessory Kit

Order Code GDX-CFA-MAK

What's Included

- Motor and bracket
- Motor controller
- LabQuest[®] Power Supply
- O-Ring
- Thumb screws (2)

Quick Start

1. Connect the bracket and motor to the base of the Go Direct Centripetal Force Apparatus.
2. Remove the beam and place an O-ring around the 3-step pulley and the pulley on the motor.
3. Reattach the beam.
4. Connect the LabQuest Power Supply to the motor controller.

To operate, ensure that the beam is free from obstructions, press the red button on the motor controller, and adjust the speed of the motor with the knob of the controller.

Safety: Wear safety glasses when using this accessory.

More information on the Go Direct CFA Motor Accessory Kit (order code GDX-CFA-MAK) can be found at

www.vernier.com/gdx-cfa-mak

More information on the Go Direct Centripetal Force Apparatus (order code GDX-CFA) can be found at

www.vernier.com/gdx-cfa

Go Direct[®] CFA Motor Accessory Kit

Order Code GDX-CFA-MAK

What's Included

- Motor and bracket
- Motor controller
- LabQuest[®] Power Supply
- O-Ring
- Thumb screws (2)

Quick Start

1. Connect the bracket and motor to the base of the Go Direct Centripetal Force Apparatus.
2. Remove the beam and place an O-ring around the 3-step pulley and the pulley on the motor.
3. Reattach the beam.
4. Connect the LabQuest Power Supply to the motor controller.

To operate, ensure that the beam is free from obstructions, press the red button on the motor controller, and adjust the speed of the motor with the knob of the controller.

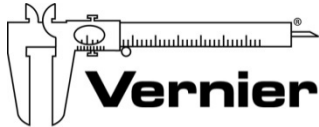
Safety: Wear safety glasses when using this accessory.

More information on the Go Direct CFA Motor Accessory Kit (order code GDX-CFA-MAK) can be found at

www.vernier.com/gdx-cfa-mak

More information on the Go Direct Centripetal Force Apparatus (order code GDX-CFA) can be found at

www.vernier.com/gdx-cfa

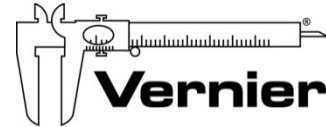


Measure. Analyze. Learn.™
Vernier Software & Technology

13979 S. W. Millikan Way • Beaverton, OR 97005-2886
Toll Free (888) 837-6437 • (503) 277-2299 • FAX (503) 277-2440
info@vernier.com • www.vernier.com

Rev. 3/1/19
Go Direct and LabQuest are our trademarks or registered trademark in the United States.

Printed on recycled paper

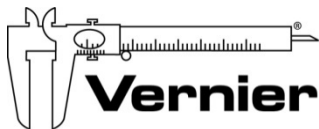


Measure. Analyze. Learn.™
Vernier Software & Technology

13979 S. W. Millikan Way • Beaverton, OR 97005-2886
Toll Free (888) 837-6437 • (503) 277-2299 • FAX (503) 277-2440
info@vernier.com • www.vernier.com

Rev. 3/1/19
Go Direct and LabQuest are our trademarks or registered trademark in the United States.

Printed on recycled paper

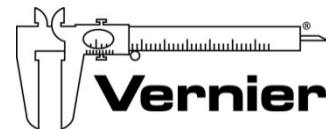


Measure. Analyze. Learn.™
Vernier Software & Technology

13979 S. W. Millikan Way • Beaverton, OR 97005-2886
Toll Free (888) 837-6437 • (503) 277-2299 • FAX (503) 277-2440
info@vernier.com • www.vernier.com

Rev. 3/1/19
Go Direct and LabQuest are our trademarks or registered trademark in the United States.

Printed on recycled paper



Measure. Analyze. Learn.™
Vernier Software & Technology

13979 S. W. Millikan Way • Beaverton, OR 97005-2886
Toll Free (888) 837-6437 • (503) 277-2299 • FAX (503) 277-2440
info@vernier.com • www.vernier.com

Rev. 3/1/19
Go Direct and LabQuest are our trademarks or registered trademark in the United States.

Printed on recycled paper