

Hand Dynamometer

(Order Code HD-BTA)



The Hand Dynamometer can be used to measure grip strength or pinch strength and to perform muscle fatigue studies. Using the appropriate data-collection hardware and software, you can graph, record, calculate, and compare hand grip muscle fatigue rates. This sensor can be used alone or in combination with other sensors (e.g., EKG Sensor) for studies of muscular health and activity.

Note: Vernier products are designed for educational use. Our products are not designed nor are they recommended for any industrial, medical, or commercial process such as life support, patient diagnosis, control of a manufacturing process, or industrial testing of any kind.

What's Included

- Hand Dynamometer

Compatible Software and Interfaces

See www.vernier.com/manuals/hd-bta for a list of interfaces and software compatible with the Hand Dynamometer.

Getting Started

1. Connect the sensor to the interface (LabQuest Mini, LabQuest 3, etc.).
2. Start the appropriate data-collection software (Graphical Analysis, LabQuest App, Logger *Pro*) if not already running, and choose New from File menu. The software will identify the sensor and load a default data-collection setup. You are now ready to continue your experiment.

If you are collecting data using a Chromebook™, mobile device such as iPad® or Android™ tablet, or a Vernier wireless sensor or interface, please see the following link for up-to-date connection information:

www.vernier.com/start/hd-bta

Using the Product

Connect the sensor following the steps in the Getting Started section of this user manual.

The Hand Dynamometer can be used to measure grip strength or pinch strength.

Grip strength is assessed by holding the sensor in a vertical position with the arm perpendicular to the body and fingers on the pad distal to the longer proximal portion to which the palm is pressed. Strength can be measured by applying pressure for a series of short grasps or over a sustained duration.



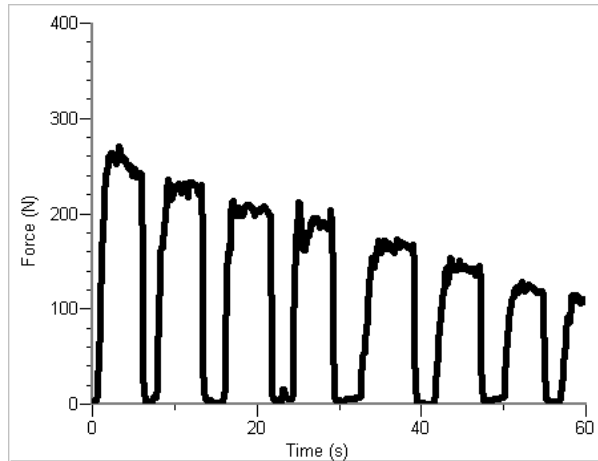
To assess pinch strength, hold the sensor in one hand by the case avoiding contact with the pads. Using your thumb and forefinger of the opposite hand, place each on the opposing pinch pads and squeeze.



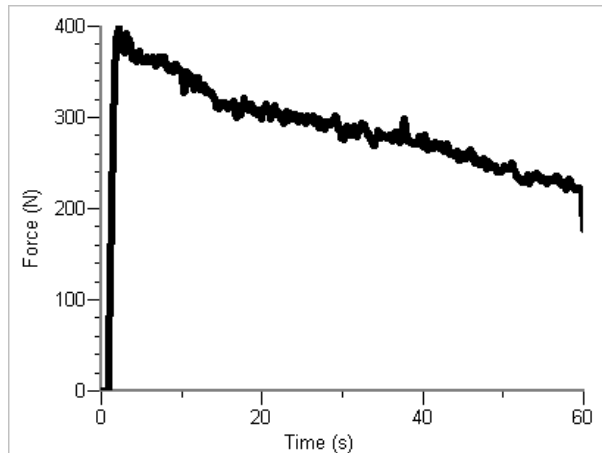
Potential Uses for this Sensor

The following is a list of activities and experiments that can be performed using this sensor.

- Determine if grip and pinch strength are a function of age.
- Compare hand grip strength with pinch strength. Devise and carry out a study to explore if there is a correlation between them.
- Measure muscle fatigue by exerting maximum grip strength and sustained grasp for as long as possible. Determine if muscle fatiguing time is similar for all participants and if there is variation between age groupings and gender. Predict the results of repeated trials for each member of the group.
- Measure the effect of squeezing a tennis ball repeatedly on grip strength. Squeeze the ball tightly each evening fifty times for a month. At the beginning of the month, measure and record your basal grip strength; at the end of the month, record your hand grip strength and analyze how these values compare.
- Determine if there is a correlation between hand size and grip strength. Consider factors such as wrist and forearm circumference in relation to grip strength and which muscle complexes are involved in grip strength and pinch strength.
- Measure hand grip strength for dominant and non-dominant hands by gripping the dynamometer in a neutral non-supportive posture with the sensor in your non-dominant hand. Initiate data collection while holding the sensor with a neutral grip with eyes closed. Explore what accounts for the similarities and differences.



Muscle fatigue



Fatigue over time

Videos

View videos related to this product at www.vernier.com/hd-bta

Calibration

You should not have to perform a new calibration when using the Hand Dynamometer. We have set the sensor to match our stored calibration before shipping it. You can simply use the appropriate calibration value that is stored in the data-collection program.

Specifications

Default calibration (N)	slope: 176.8325 intercept: -19.5057
Default calibration (kg)	slope: 18.0320 intercept: -1.9890
Default calibration (lbs)	slope: 39.7536 intercept: -4.3851
Accuracy	±0.6 N
12-bit resolution	0.2159 N
Power	7 mA @ 5VDC
Safety range (maximum force without damage to the sensor)	0 to 900 N
Operational range:	0 to 600 N

How the Sensor Works

The Hand Dynamometer is a strain-gauge based isometric force sensor. This sensor amplifies the force applied converting it into a voltage that is monitored by the interface and read in the desired units of force. The Hand Dynamometer reports values in newtons (N), pounds (lb), or kilograms (kg).

Troubleshooting

- If the sensor does not read zero in the orientation in which you are using it, follow the standard zeroing procedure for the data-collection program you are using.
- If the default experiment length is too long for your experiment, set the data-collection parameters in the program you are using.

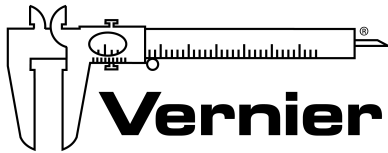
For additional troubleshooting and FAQs, see www.vernier.com/til/1431

Repair Information

If you have watched the related product video(s), followed the troubleshooting steps, and are still having trouble with your Hand Dynamometer, contact Vernier Technical Support at support@vernier.com or call 888-837-6437. Support specialists will work with you to determine if the unit needs to be sent in for repair. At that time, a Return Merchandise Authorization (RMA) number will be issued and instructions will be communicated on how to return the unit for repair.

Warranty

Vernier warrants this product to be free from defects in materials and workmanship for a period of five years from the date of shipment to the customer. This warranty does not cover damage to the product caused by abuse or improper use. This warranty covers educational institutions only.



Vernier Software & Technology
13979 SW Millikan Way • Beaverton, OR 97005-2886
Toll Free (888) 837-6437 • (503) 277-2299 • Fax (503) 277-2440
info@vernier.com • www.vernier.com

Rev.5/25/2021

Logger Pro, Graphical Analysis, Vernier LabQuest, LabQuest Mini, and other marks shown are our trademarks or registered trademarks in the United States.

All other marks not owned by us that appear herein are the property of their respective owners, who may or may not be affiliated with, connected to, or sponsored by us.