
KidWind Photogate Bracket

Order Code KW-PGBRAC



The KidWind Photogate Bracket attaches a Vernier photogate to a KidWind Nacelle* (order code KW-NAC, not included). With this addition, you can count the rotations per minute (RPMs) of a blade set. For more information, visit:

www.vernier.com/kw-pgbrac

*Compatible with nacelles manufactured after December 2021

What's Included

- KidWind Photogate Bracket
- 1/4-20, 1" screw
- 1/4-20, 7/16" screw
- 1/4-20, hex nut

Assembly Instructions

1. Use the 1" screw and the nut to attach the bracket to the top of the nacelle.
2. Connect the photogate to the bracket with the 7/16" screw.
3. Position the photogate so that the beam is blocked and unblocked by the holes in a rotating 64-tooth gear.

KidWind Photogate Bracket

Order Code KW-PGBRAC



The KidWind Photogate Bracket attaches a Vernier photogate to a KidWind Nacelle* (order code KW-NAC, not included). With this addition, you can count the rotations per minute (RPMs) of a blade set. For more information, visit:

www.vernier.com/kw-pgbrac

*Compatible with nacelles manufactured after December 2021

What's Included

- KidWind Photogate Bracket
- 1/4-20, 1" screw
- 1/4-20, 7/16" screw
- 1/4-20, hex nut

Assembly Instructions

1. Use the 1" screw and the nut to attach the bracket to the top of the nacelle.
2. Connect the photogate to the bracket with the 7/16" screw.
3. Position the photogate so that the beam is blocked and unblocked by the holes in a rotating 64-tooth gear.

KidWind Photogate Bracket

Order Code KW-PGBRAC



The KidWind Photogate Bracket attaches a Vernier photogate to a KidWind Nacelle* (order code KW-NAC, not included). With this addition, you can count the rotations per minute (RPMs) of a blade set. For more information, visit:

www.vernier.com/kw-pgbrac

*Compatible with nacelles manufactured after December 2021

What's Included

- KidWind Photogate Bracket
- 1/4-20, 1" screw
- 1/4-20, 7/16" screw
- 1/4-20, hex nut

Assembly Instructions

1. Use the 1" screw and the nut to attach the bracket to the top of the nacelle.
2. Connect the photogate to the bracket with the 7/16" screw.
3. Position the photogate so that the beam is blocked and unblocked by the holes in a rotating 64-tooth gear.

KidWind Photogate Bracket

Order Code KW-PGBRAC



The KidWind Photogate Bracket attaches a Vernier photogate to a KidWind Nacelle* (order code KW-NAC, not included). With this addition, you can count the rotations per minute (RPMs) of a blade set. For more information, visit:

www.vernier.com/kw-pgbrac

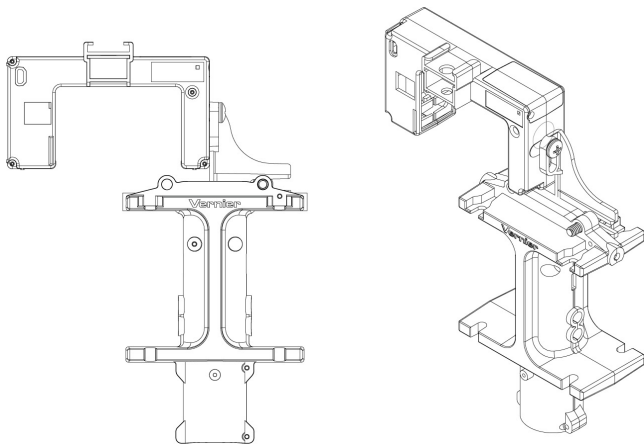
*Compatible with nacelles manufactured after December 2021

What's Included

- KidWind Photogate Bracket
- 1/4-20, 1" screw
- 1/4-20, 7/16" screw
- 1/4-20, hex nut

Assembly Instructions

1. Use the 1" screw and the nut to attach the bracket to the top of the nacelle.
2. Connect the photogate to the bracket with the 7/16" screw.
3. Position the photogate so that the beam is blocked and unblocked by the holes in a rotating 64-tooth gear.



Photogate Software Setup

- Photogate timing does not default to counting RPMs. Learn how to configure your software to count RPMs at www.vernier.com/til/14562
- For additional information and creative uses, visit www.vernier.com/til/3220

Vernier Software & Technology

13979 S. W. Millikan Way • Beaverton, OR 97005-2886
Toll Free (888) 837-6437 • (503) 277-2299 • FAX (503) 277-2440
info@vernier.com • www.vernier.com

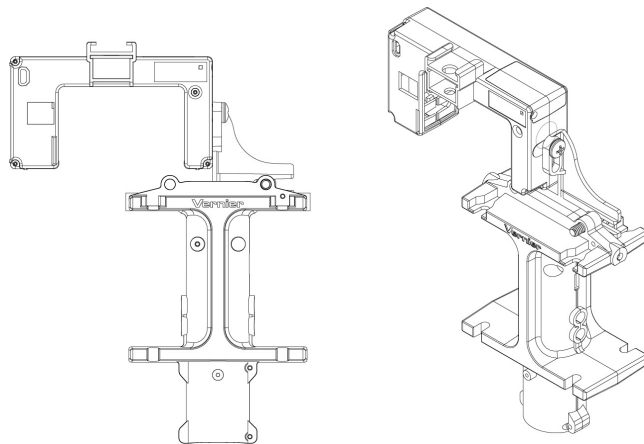
Rev. 1/28/22

Vernier is our registered trademark. Vernier Software & Technology and vernier.com are our trademarks or trade dress.

The KidWind Project and KidWind are trademarks of The KidWind Project in the U.S. or other jurisdictions.



Printed on recycled paper



Photogate Software Setup

- Photogate timing does not default to counting RPMs. Learn how to configure your software to count RPMs at www.vernier.com/til/14562
- For additional information and creative uses, visit www.vernier.com/til/3220

Vernier Software & Technology

13979 S. W. Millikan Way • Beaverton, OR 97005-2886
Toll Free (888) 837-6437 • (503) 277-2299 • FAX (503) 277-2440
info@vernier.com • www.vernier.com

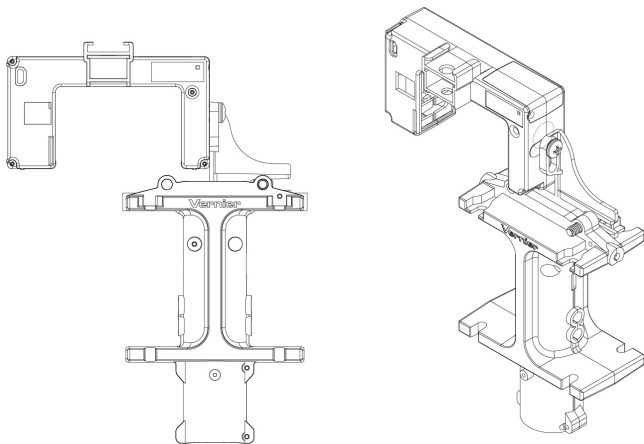
Rev. 1/28/22

Vernier is our registered trademark. Vernier Software & Technology and vernier.com are our trademarks or trade dress.

The KidWind Project and KidWind are trademarks of The KidWind Project in the U.S. or other jurisdictions.



Printed on recycled paper



Photogate Software Setup

- Photogate timing does not default to counting RPMs. Learn how to configure your software to count RPMs at www.vernier.com/til/14562
- For additional information and creative uses, visit www.vernier.com/til/3220

Vernier Software & Technology

13979 S. W. Millikan Way • Beaverton, OR 97005-2886
Toll Free (888) 837-6437 • (503) 277-2299 • FAX (503) 277-2440
info@vernier.com • www.vernier.com

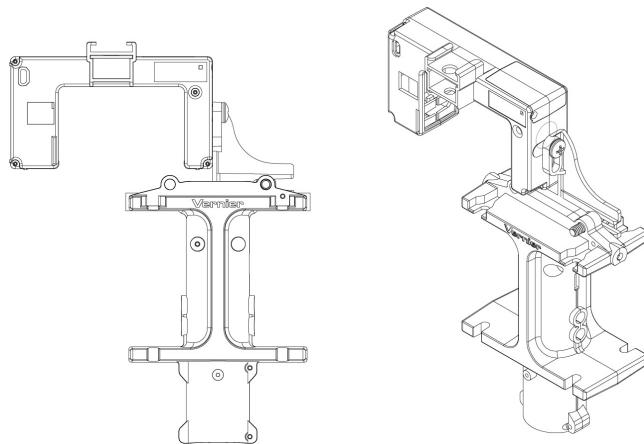
Rev. 1/28/22

Vernier is our registered trademark. Vernier Software & Technology and vernier.com are our trademarks or trade dress.

The KidWind Project and KidWind are trademarks of The KidWind Project in the U.S. or other jurisdictions.



Printed on recycled paper



Photogate Software Setup

- Photogate timing does not default to counting RPMs. Learn how to configure your software to count RPMs at www.vernier.com/til/14562
- For additional information and creative uses, visit www.vernier.com/til/3220

Vernier Software & Technology

13979 S. W. Millikan Way • Beaverton, OR 97005-2886
Toll Free (888) 837-6437 • (503) 277-2299 • FAX (503) 277-2440
info@vernier.com • www.vernier.com

Rev. 1/28/22

Vernier is our registered trademark. Vernier Software & Technology and vernier.com are our trademarks or trade dress.

The KidWind Project and KidWind are trademarks of The KidWind Project in the U.S. or other jurisdictions.



Printed on recycled paper