

Go Direct® Weather Vane

Order Code WTHR-VANE

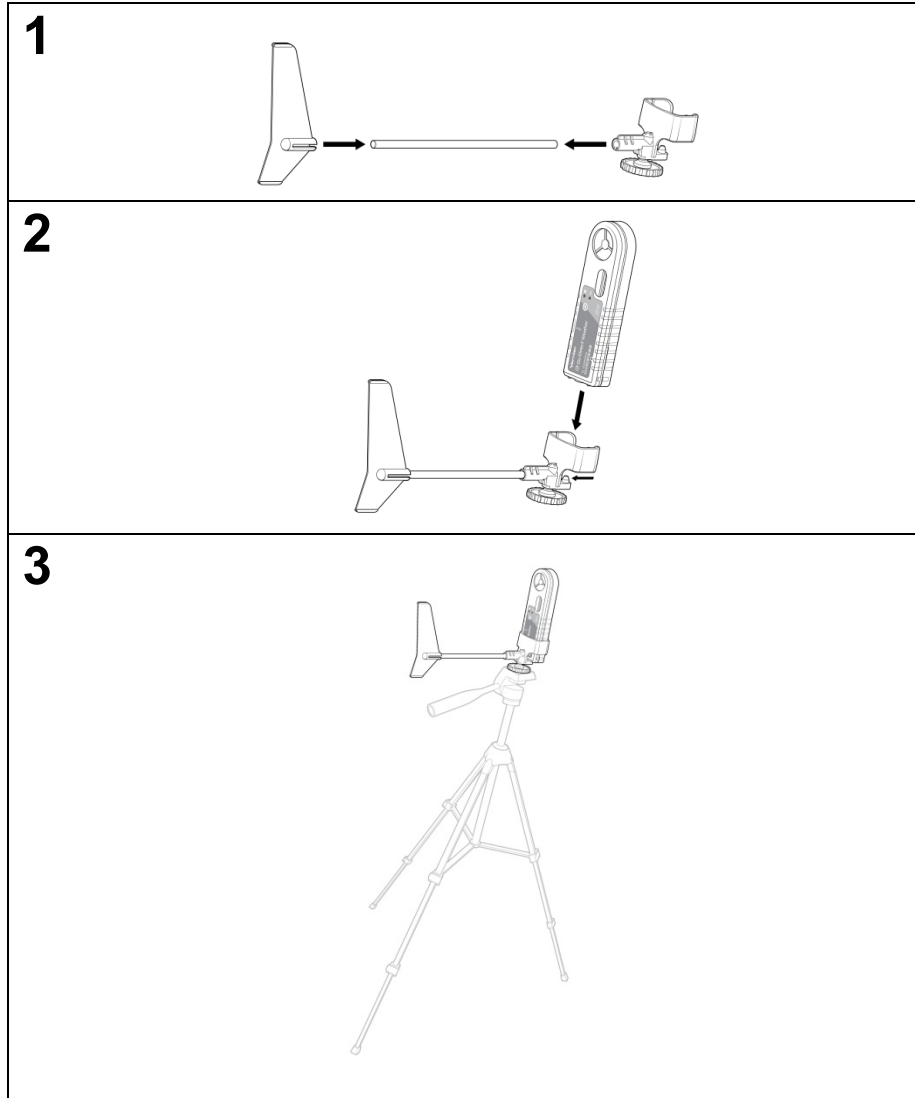


The Go Direct Weather Vane accessory is required for Go Direct Weather (not included) to accurately report the direction of the wind.

What's Included

- Fin
- Shaft
- Mount

Assembly



Go Direct® Weather Vane

Order Code WTHR-VANE

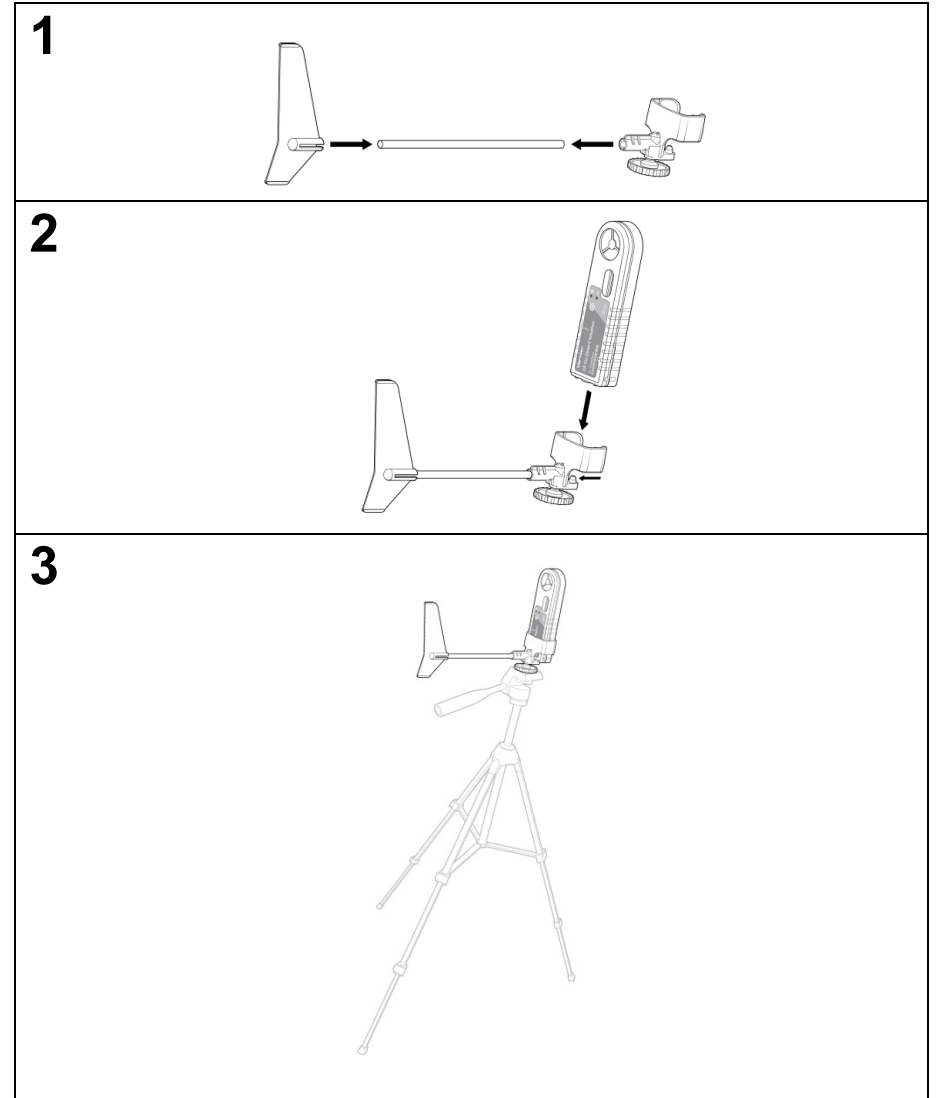


The Go Direct Weather Vane accessory is required for Go Direct Weather (not included) to accurately report the direction of the wind.

What's Included

- Fin
- Shaft
- Mount

Assembly



For additional product information, see

www.vernier.com/wthr-vane

Note: Vernier products are for educational use only.

Tips

- Make sure Go Direct Weather is mounted in the correct orientation.
- For best results attach the Weather Vane accessory to a tripod with a 1/4-20 mount (not included).
- For troubleshooting tips, see www.vernier.com/til/4730
- For full product documentation for Go Direct Weather, see www.vernier.com/manuals/gdx-wthr

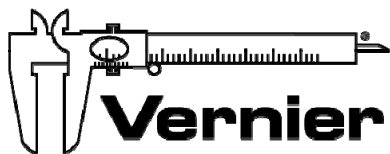
Warranty

Warranty information for this product can be found on the Support tab at www.vernier.com/wthr-vane

General warranty information can be found at www.vernier.com/warranty

Repair

If you have followed the troubleshooting steps and are still having trouble with your Go Direct Weather Vane, contact Vernier Technical Support at support@vernier.com or call 888-837-6437. Support specialists will work with you to determine if the unit needs to be sent in for repair. At that time, a Return Merchandise Authorization (RMA) number will be issued and instructions will be communicated on how to return the unit for repair.



Vernier Software & Technology

13979 S. W. Millikan Way • Beaverton, OR 97005-2886

Toll Free (888) 837-6437 • (503) 277-2299 • FAX (503) 277-2440

info@vernier.com • www.vernier.com

Rev. 7/10/2020

Go Direct and other marks shown are our trademarks or registered trademarks in the United States. All other marks not owned by us that appear herein are the property of their respective owners, who may or may not be affiliated with, connected to, or sponsored by us.



Printed on recycled paper

For additional product information, see

www.vernier.com/wthr-vane

Note: Vernier products are for educational use only.

Tips

- Make sure Go Direct Weather is mounted in the correct orientation.
- For best results attach the Weather Vane accessory to a tripod with a 1/4-20 mount (not included).
- For troubleshooting tips, see www.vernier.com/til/4730
- For full product documentation for Go Direct Weather, see www.vernier.com/manuals/gdx-wthr

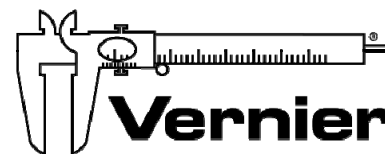
Warranty

Warranty information for this product can be found on the Support tab at www.vernier.com/wthr-vane

General warranty information can be found at www.vernier.com/warranty

Repair

If you have followed the troubleshooting steps and are still having trouble with your Go Direct Weather Vane, contact Vernier Technical Support at support@vernier.com or call 888-837-6437. Support specialists will work with you to determine if the unit needs to be sent in for repair. At that time, a Return Merchandise Authorization (RMA) number will be issued and instructions will be communicated on how to return the unit for repair.



Vernier Software & Technology

13979 S. W. Millikan Way • Beaverton, OR 97005-2886

Toll Free (888) 837-6437 • (503) 277-2299 • FAX (503) 277-2440

info@vernier.com • www.vernier.com

Rev. 7/10/2020

Go Direct and other marks shown are our trademarks or registered trademarks in the United States. All other marks not owned by us that appear herein are the property of their respective owners, who may or may not be affiliated with, connected to, or sponsored by us.



Printed on recycled paper